

Business Intelligence solution to improve transit operations.

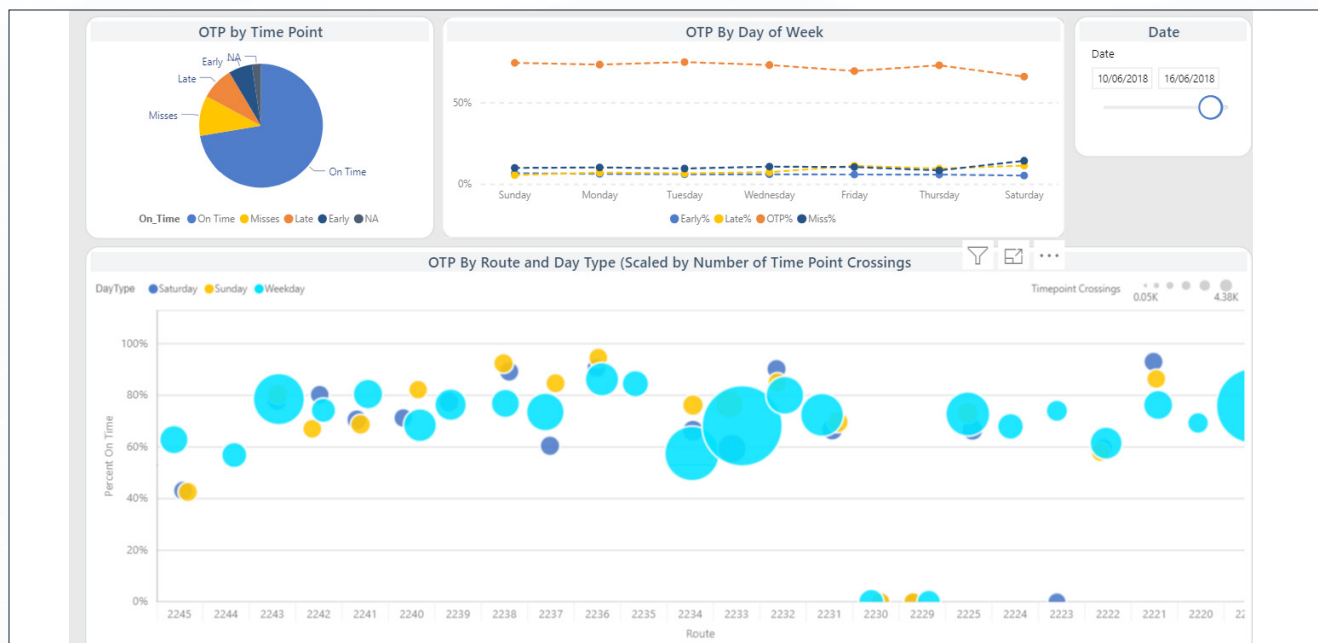
Trapeze next generation ViewPoint is a web-based Business Intelligence (BI) solution that provides transit managers with real-time information to proactively support the day-to-day decisions that lead to improved transit operations. The application is designed to visualize key service metrics in multi-functional dashboards that can be displayed on wall mounted TVs, tables, desktops and smartphones. Threshold and alert functionalities allow managers to be notified, via the dashboard, email or SMS, of any risk to service delivery based on the limits defined by the user.

KEY FEATURES

- Pre-built Key Performance Indicators (KPIs) used to track and trend metrics in real-time
- Proactive/real-time notifications that a KPI will be negatively impacted ahead of time enabling transit operations personnel to prevent service and operational disruptions
- Pre-built reports used to collect and present data for analysis, such as trip details
- Role-based configuration of alerts and notifications alerts
- Fully customizable, multi-functional and integrated dashboards

KEY BENEFITS FOR PARATRANSIT

- Manage service efficiency as measured by On-Time Performance (OTP), Passenger Per Hour (PPH), service quality, productivity, yard operations, driver behavior, slack time and “hot” clients
- Avoid incidents/complaints related to late trips, on-board violations and over capacity
- Manage external service providers and internal resources (drivers/vehicles)
- Empower personnel to make better decisions



On-Time Performance by Route and Hour

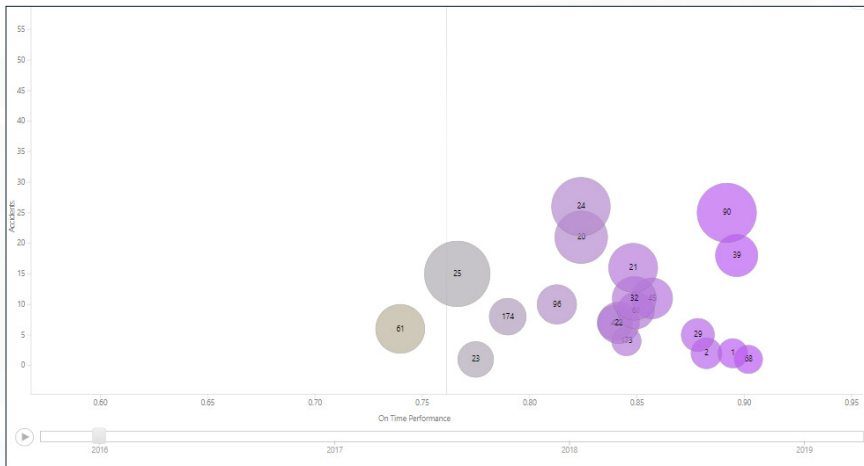
KEY BENEFITS FOR OPS

- Manage operational efficiency as measured by absences, accidents, hours of work lost, canceled work and administrative actions by manager/division or time
- Avoid incidents/complaints related to late trips, on-board violations and over capacity
- Provide a tool to better manage schedules and resources (buses)
- Gain insights into data as it happens compared to mining historical data after the fact
- Transparency and visibility to all of the formulas used to create KPIs and reports

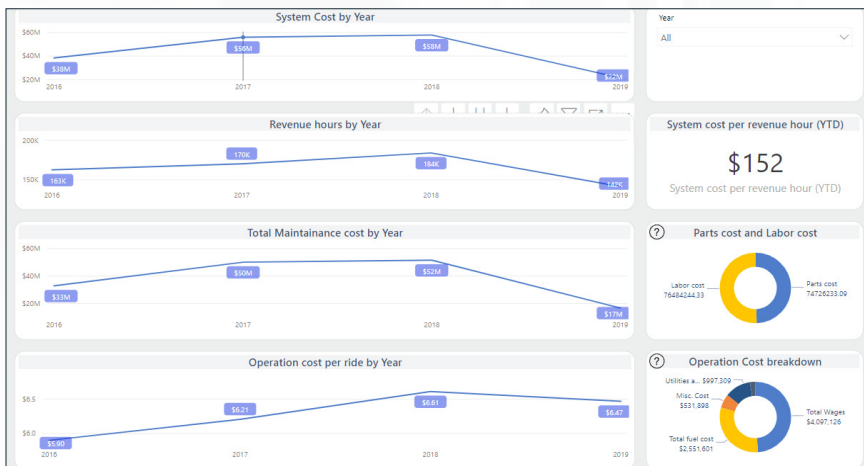
KEY BENEFITS FOR ITS

- Managing efficiency and reducing complaints by using real time metrics and projections to monitor OTP
- Facilitate information sharing across employees so that they can take proactive measures to improve service delivery
- Monitor ridership by route, stops, distance and time to improve planning and OTP
- Provide enhanced features for viewing key metrics on maps

“Real-time information proactively supports the day-to-day decisions that lead to improved transit operations.”



Impact of Accidents on On-Time Performance



Cost by Year Dashboard

TRAPEZE GROUP

Trapeze Group works with public transit agencies and their communities to develop and deliver smarter, more effective public transit solutions. For more than 25 years, Trapeze has been here for the journey, evolving with our customers around the world to help them move people from point A to Z, and everywhere in between.

info@trapezgroup.com

1 877 448 7273

trapezgroup.com